

# Graphic organizer: Main idea and supporting facts

Name: \_\_\_\_\_

Choose a main idea from the book.

Write facts about this main idea.

# Graphic organizer: Informational text writing plan


Name: \_\_\_\_\_

Write the main idea you will include in each paragraph of your informational text.

## Introduction




## Paragraph 1



## Paragraph 2



## Paragraph 3



## Conclusion




# Graphic organizer: Story plan

Name: \_\_\_\_\_


Write who the characters are and where the story is set.

Write a problem these characters could face and how they might resolve it.


## Characters




## Setting



## Problem



## Resolution



# Graphic organizer: Think/Feel/Wonder

Name: \_\_\_\_\_

Topic: \_\_\_\_\_

Write what you think, feel, and wonder about the topic.

The graphic organizer is a large rectangle divided into three sections by two diagonal lines meeting at a central point. The top section is labeled 'Feel', the left section is labeled 'Think', and the right section is labeled 'Wonder'. The bottom section is a vertical strip that is not labeled.


# Graphic organizer: Persuasive text

Name: \_\_\_\_\_


Topic: \_\_\_\_\_

Write a persuasive text that shows your opinion on the topic.

## Your opinion



## Reasons



## Conclusion





# Graphic organizer: Know/Feel

Name: \_\_\_\_\_

Topic: \_\_\_\_\_

What do you know about this topic?

What do you feel about this topic? Why?

	Know	Feel
Before reading		
After reading		

# Graphic organizer: Know/Wonder/Learned

Name: \_\_\_\_\_

Topic: \_\_\_\_\_

What do you know about this topic? What do you still wonder? What have you learned?


<b>Know</b>	<b>Wonder</b>	<b>Learned</b>

# Graphic organizer: Arguments for/Arguments against/Conclusions


Name: \_\_\_\_\_

Topic: \_\_\_\_\_

What are your arguments for the opinions in this book?



What are your arguments against the opinions in this book?



What are your conclusions and justifications for your arguments?



# Graphic organizer: Sequence of events

Name: \_\_\_\_\_

Write facts about each of the main events in the order that they happened.



# Graphic organizer: What is your opinion?

Name: \_\_\_\_\_

Topic: \_\_\_\_\_

Do you agree or disagree with these statements? Why?

Statement 1:



Strongly disagree

Strongly agree

Why?

---

---

---

Statement 2:



Strongly disagree

Strongly agree

Why?

---

---

---

Statement 3:



Strongly disagree

Strongly agree

Why?

---

---

---

Statement 4:



Strongly disagree

Strongly agree

Why?

---

---

---

# Graphic organizer: PMI

Name: \_\_\_\_\_

Topic: \_\_\_\_\_

Write a list of the “plus,” “minus,” and “interesting” points about the topic.

Plus	Minus	Interesting


# Graphic organizer: Forming opinions

Name: \_\_\_\_\_


Topic: \_\_\_\_\_

Fill out all three sections about this topic.

## Section 1: My initial opinion



## Section 2: Gathering information: What I have learned



## Section 3: My informed opinion

